

# Human GITR Ligand/TNFSF18 Trimer Protein

Cat. No. FSF-HM218

## Description

<b>Source</b>	Recombinant Human GITR Ligand/TNFSF18 Trimer Protein is expressed from HEK293 with monomeric hFc tag at the N-Terminus. It contains Gln50-Ser177.
<b>Accession</b>	Q9UNG2
<b>Molecular Weight</b>	The protein has a predicted MW of 70.2 kDa. Due to glycosylation, the protein migrates to 75-85 kDa based on Bis-Tris PAGE result.
<b>Endotoxin</b>	Less than 1EU per µg by the LAL method.
<b>Purity</b>	> 95% as determined by Bis-Tris PAGE > 95% as determined by HPLC

## Formulation and Storage


<b>Formulation</b>	Lyophilized from 0.22µm filtered solution in PBS (pH 7.4). Normally 8% trehalose is added as protectant before lyophilization.
<b>Reconstitution</b>	Centrifuge the tube before opening. Reconstituting to a concentration more than 100 µg/ml is recommended. Dissolve the lyophilized protein in distilled water.
<b>Storage</b>	-20 to -80°C for 12 months as supplied from date of receipt. -80°C for 3 months after reconstitution. Recommend to aliquot the protein into smaller quantities for optimal storage. Please minimize freeze-thaw cycles.

## Background

Glucocorticoid-induced TNFR-related protein (TNFRSF18, GITR, CD357), expressed by T cells, and its ligand (TNFSF18, GITRL), expressed by myeloid populations, provide co-stimulatory signals that boost T cell activity. Due to the important role that GITR plays in regulating immune functions, agonistic stimulation of GITR is a promising therapeutic concept.

## Assay Data

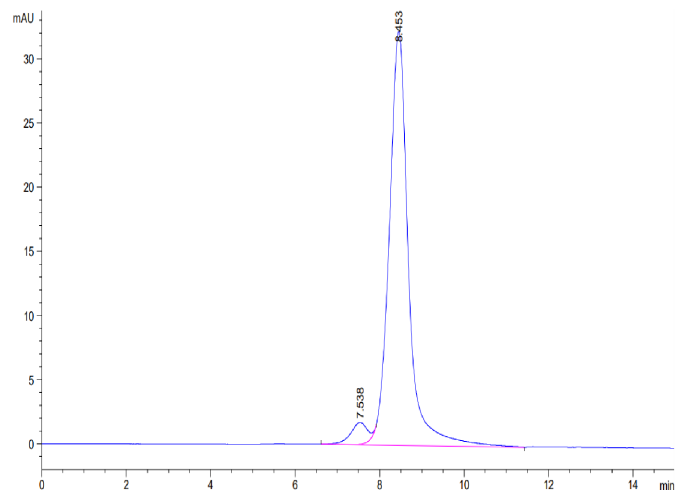
### Bis-Tris PAGE



Human GITR Ligand (Trimer) on Bis-Tris PAGE under reduced condition. The purity is greater than 95%.

### SEC-HPLC

Assay Data

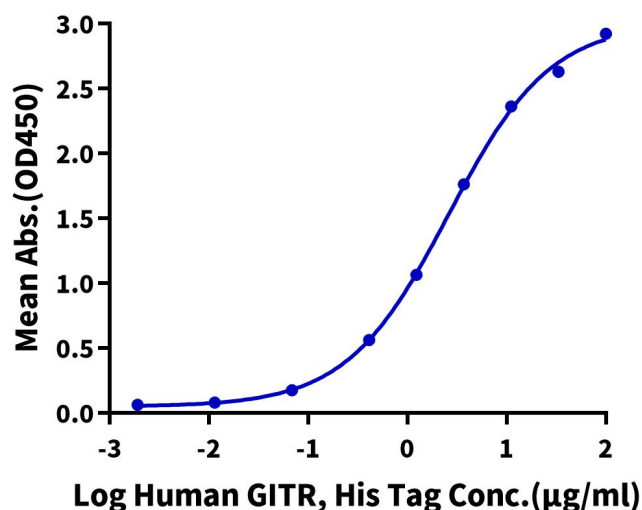


The purity of Human GITR Ligand (Trimer) is greater than 95% as determined by SEC-HPLC.

ELISA Data

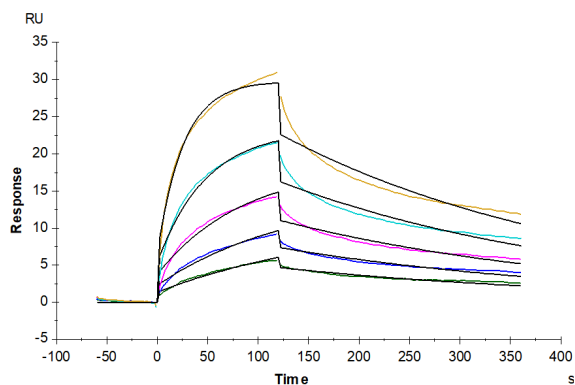
**Human GITR Ligand Trimer, hFc Tag ELISA**

0.5µg Human GITR Ligand Trimer, hFc Tag Per Well



Immobilized Human GITR Ligand Trimer, hFc Tag at 5µg/ml (100µl/well) on the plate. Dose response curve for Human GITR, His Tag with the EC50 of 2.60µg/ml determined by ELISA (QC Test).

SPR Data



Human GITR, His Tag captured on CM5 Chip via Anti-his antibody can bind Human GITR Ligand Trimer, hFc Tag with an affinity constant of 4.47 nM as determined in SPR assay (Biacore T200).